

Sabine County Appraisal District
P. O. Box 137, 1920 Worth St.
Hemphill, TX 75948

September 5, 2019

Certification of the 2019 Appraisal Roll For


SABINE COUNTY

I, Cari Papania, Chief Appraiser for the Sabine County Appraisal District do solemnly swear that the figures disclosed below are that portion of the approved and certified appraisal roll of the Sabine County Appraisal District which lists property taxable by The Sabine County District and constitutes the appraisal roll for The Sabine County District.

2019 APPRAISAL ROLL INFORMATION

*Total Appraised Value	\$ 1,492,471,533
Homestead Cap & Productivity Loss	538,118,189
Exemption Deduction	170,765,225
*Total Taxable Value	\$ 783,588,119

Cari Papania, Chief Appraiser



RECERTIFICATION FOR DATA ENTRY ERROR

01-COUNTY (2019)

Count : 20,290

Market

Improvement	Count	Value	Land	Count	Value	Prod Mkt	Count	Value	Other	Count	Value
Homesite	9,131	689,698,525	Homesite	13,778	167,662,320	Agricultural	2,865	382,261,670	Mineral	530	1,964,460
Non Homesite	218	30,803,061	Non Homesite	1,332	45,247,070	Inventory	0	0	Personal	602	146,366,780
New Homesite	75	4,753,457	New Homesite	0	0	Timber	199	23,185,810	New Personal	0	0
New Non HS	3	528,380	New Non HS	0	0						
Impr Market	725,783,423	(+)	Land Market	212,909,390	(+)	Prod Market	405,447,480	(+)	Other	148,331,240	(=)

Total Market 1,492,471,533

LOSS

Hs Cap Loss	Count	Value	Productivity	Count	Prod Value	Prod Loss
General	1,664	165,771,619	Agricultural	2,865	31,197,450	351,064,220
			Inventory	0	0	0
			Timber	199	1,907,000	21,278,810
Cap Loss	165,771,619	(+)	Prod Loss	372,346,570	(=)	538,118,189

Deductions

Homestead	Count	Value	Over 65	Count	Value	Disabled	Count	Value	Assessed
General	0	0	General	0	0	General	0	0	954,353,344
Frozen	0	0	Frozen	0	0	Frozen	0	0	
Local	0	0	Local	1,639	23,995,048	Local	399	5,690,916	
Local Frozen	0	0	Local Frozen	0	0	Local Frozen	0	0	
Local %	3,233	44,581,349							
Local % Fzn	0	0							
Total Hs	44,581,349	(+)	Total Os	23,995,048	(+)	Total Dis	5,690,916	(=)	

Total Deductions 170,765,225

Taxable / Tax

Category	Value	Count	Value	Count	Value	Count	Value
New Frozen Taxable	0	(+)	Taxable Frozen	0	(+)	Taxable Non Frozen	783,588,119
							(=)
Total Taxable	783,588,119	(=)	Total Taxable	783,588,119	(=)	Total Taxable	783,588,119
						Taxable Loss	-1,160
New Frozen Tax	0.00	(+)	Tax Frozen	0.00	(+)	2019 Rate Per \$100	0.00428826
						Total Tax	3,360,234.56

Additional Totals

Miscellaneous	Count	Value	Natural Disaster	Value	TIFF	TIFF #1	Value	TIFF	TIFF #2	Value	Certiifiable	Value
Subj to Hs	3,458	300,920,912	Jan 1 Market	0	Total Taxable	0	0	Total Taxable	0	0	Market	1,492,471,533
New Taxable	78	5,070,500	Jan 1 Txbl	0	Total Tax	0	0.00	Total Tax	0	0.00		
Legal Acres			Jan 1 Tax	0.00	Origination Year	0	0	Origination Year	0	0	% Protested	0%
Ag Acres		603,754,277	Disaster Market	0.000	Taxable Base	0	0	Taxable Base	0	0	Taxable	783,588,119
Inv Acres		0.000	Disaster Txbl	0	Taxable Captured	0	0	Taxable Captured	0	0	Tax	3,360,234.56
Tmb Acres		0.000	Disaster Tax	0.000	Tax Captured	0	0.00	Tax Captured	0	0.00		
Annexed	0	0	Disaster Avg %	0.000								
DeAnnexed	0	0	Est Recognizable Txbl	0								
			Est Recognizable Tax	0.00								

* Please contact Chief Appraiser to obtain estimated recognizable values of property under protest

Sabine County Appraisal District
P. O. Box 137, 1920 Worth St.
Hemphill, TX 75948

September 5, 2019

Certification of the 2019 Appraisal Roll For


HEMPHILL INDEPENDENT SCHOOL DISTRICT

I, Carl Papania, Chief Appraiser for the Sabine County Appraisal District do solemnly swear that the figures disclosed below are that portion of the approved and certified appraisal roll of the Sabine County Appraisal District which lists property taxable by the Sabine County District and constitutes the appraisal roll for The Sabine County District.

2019 APPRAISAL ROLL INFORMATION

*Total Appraised Value	\$ 1,087,944,193
Homestead Cap & Productivity Loss	387,537,199
Exemption Deduction	134,905,168
*Total Taxable Value	\$ 565,501,826

Carl Papania, Chief Appraiser



RECERTIFICATION FOR DATA ENTRY ERROR

31-HEMPHILL ISD (2019)

Improvement	Count	Value	Land	Count	Value	Prod Mkt	Count	Value	Other	Count	Value
Homesite	7,090	571,297,175	Homesite	11,218	152,857,080	Agricultural	2,013	240,484,680	Mineral	296	1,747,390
New Homesite	127	21,211,791	Non Homesite	1,110	38,778,040	Inventory	0	0	Personal	370	46,775,100
New Homesite	55	3,536,917	New Homesite	0	0	Timber	124	10,727,640	New Personal	0	0
New Non Hs	3	528,380	New Non Hs	0	0						
Impr Market		596,574,263	Land Market		191,635,120	Prod Market		251,212,320	Other		48,522,490
LOSS			(+)		(+)	(+)		(+)	(=)		Total Market
											1,087,944,193

Hs Cap Loss		Count	Value	Productivity		Count	Prod Value	Prod Loss
General	1,240	155,990,519	Agricultural	2,013	18,902,050	221,582,630		
			Inventory	0	0	0		
			Timber	124	767,130	9,960,510		
Cap Loss		155,990,519	(+)	(+)	Prod Loss	231,546,680	(=)	387,537,199

Homestead		Count	Value	Over 65		Count	Value	Disabled		Count	Value
General	1,045	23,884,951	General	74	689,380	General	17	161,910	Frozen	224	2,010,741
Frozen	1,510	35,788,089	Frozen	0	0	Local	0	0	Local	0	0
Local	0	0	Local	0	0	Local Frozen	0	0	Local Frozen	0	0
Local Frozen	0	0	Local Frozen	0	0						
Local %	0	0	Local %	0	0						
Local % Fzn	0	0	Local % Fzn	0	0						
Total Hs		59,673,040	(+)	Total Os		11,040,895	(+)	Total Dis			2,172,651

Disabled Veteran		Count	Value	Miscellaneous		Count	Value	Const Exempt		Count	Value
General	60	540,140	Abatements	0	0	General	471	55,226,120	Prorated	3	99,112
Frozen	85	915,050	Pollution Control	0	0						
100% Homesite	51	5,157,130	Freeport	0	0						
			Minimum Value	205	26,090						
			Other	0	0						
Total Dis Vet		6,667,260	(+)	Total Other		26,090	(+)	Total Exempt			55,325,232
											Total Deductions
											134,905,168

New Frozen Taxable		Count	Value	New Frozen Tax		Count	Value	2019 Rate Per \$100	
432,710	(+)	95,785,207	(+)	Taxable Frozen	469,283,909	(=)	Total Taxable	565,501,826	
							Taxable Loss	34,190,430	
								0.0104	
							Total Tax	5,525,638.52	

Additional Totals		Count	Value	TIFF #1		Value	TIFF #2		Value
Subject to Hs	2,562	242,106,952	Total Taxable	0	0	0	Market	1,087,944,193	
New Taxable	57	3,869,407	Total Tax	0.00	0.00	0	% Protested	0%	
Legal Acres			Origination Year	0	0	0	Taxable	565,501,826	
Ag Acres		389,341.118	Taxable Base	0	0	0	Tax	5,525,638.52	
Inv Acres		0.000	Taxable Captured	0	0	0	* Please contact Chief Appraiser to obtain estimated recognizable values of property under protest		
Tmb Acres		0.000	Tax Captured	0.00	0.00	0			
Annexed	0	0	Chapter 313 Value Limitation	Value	565,501,826				
UnAnnexed	0	0	I&S Taxable	Value	565,501,826				
			M&O Taxable	Value	565,501,826				
			VLA Cap Loss	Value	0				

Sabine County Appraisal District
P. O. Box 137, 1920 Worth St.
Hemphill, TX 75948

September 5, 2019

Certification of the 2019 Appraisal Roll For

SABINE COUNTY HOSPITAL DISTRICT

I, Cari Papania, Chief Appraiser for the Sabine County Appraisal District do solemnly swear that the figures disclosed below are that portion of the approved and certified appraisal roll of the Sabine County Appraisal District which lists property taxable by The Sabine County District and constitutes the appraisal roll for The Sabine County District.

2019 APPRAISAL ROLL INFORMATION

*Total Appraised Value	\$ 1,492,443,793
Homestead Cap & Productivity Loss	538,118,189
Exemption Deduction	126,183,876
*Total Taxable Value	<u>\$ 828,141,728</u>

Cari Papania, Chief Appraiser



Market

Improvement	Count	Value	Land	Count	Value	Prod Mkt	Count	Value	Other	Count	Value
Homesite	9,130	689,678,725	Homesite	13,777	167,654,380	Agricultural	2,865	382,261,670	Mineral	530	1,964,460
Non Homesite	218	30,803,061	Non Homesite	1,332	45,247,070	Inventory	0	0	Personal	602	146,366,780
New Homesite	75	4,753,457	New Homesite	0	0	Timber	199	23,185,810	New Personal	0	0
New Non Hs	3	528,380	New Non Hs	0	0						
Impr Market	725,763,623	212,901,450	Land Market	212,901,450	Prod Market	405,447,480	Prod Value	31,197,450	Prod Loss	148,331,240	Total Market
LOSS											1,492,443,793

Deductions

Homestead	Count	Value	Over 65	Count	Value	Productivity	Count	Value	Disabled	Count	Value	Assessed
General	0	0	General	0	0	Agricultural	2,865	0	General	0	0	954,325,604
Frozen	0	0	Frozen	0	0	Inventory	0	0	Frozen	0	0	
Local	0	0	Local	1,639	23,995,048	Timber	199	0	Local	399	5,690,916	
Local Frozen	0	0	Local Frozen	0	0				Local Frozen	0	0	
Local %	0	0							Local Frozen	0	0	
Local % Fzn	0	0	Total Hs	0	0	Cap Loss	165,771,619	Prod Loss	372,346,570	538,118,189	Total Loss	
Disabled Veteran	Count	Value	Miscellaneous	Count	Value							
General	195	1,973,300	Abatements	0	0							
Frozen	0	0	Polution Control	1	5,213,870							
100% Homesite	75	7,656,970	Freeport	0	0							
			Minimum Value	365	36,160							
			Other	0	0							
Total Dis Vet	0	0	Total Os	23,995,048	Total Dis	5,690,916	Total Exempt	81,482,852	Total Deductions	126,183,876		

Taxable / Tax

New Frozen Taxable		Taxable Frozen		Tax Non Frozen		Taxable Non Frozen		2019 Rate Per \$100		Total Taxable		Taxable Loss	
Count	Value	Count	Value	Count	Value	Count	Value	Count	Value	Count	Value	Count	Value
0	0.00	0	0.00	0	0.00	0	0.00	828,141,728	915	828,141,728	0.00207446		1,717,945.82
Total Dis Vet	0	0.00	0.00	0	0.00	0	0.00	828,141,728	915	828,141,728	0.00207446		1,717,945.82

Additional Totals

Miscellaneous	Count	Value	Natural Disaster	Value	TIFF	TIFF #1	TIFF #2	Value	Certifiable	Value
Subj to Hs	3,457	300,893,172	Jan 1 Market	0	Total Taxable	0	0	0	Market	1,492,443,793
New Taxable	78	5,229,837	Jan 1 Txbl	0	Total Tax	0	0.00	0.00	% Protested	0%
Legal Acres		603,752.689	Jan 1 Tax	0.00	Origination Year			0	Taxable	828,141,728
Ag Acres		0.000	Jan 1 Avg %	0.000	Taxable Base			0	Tax	1,717,945.82
Inv Acres		0.000	Disaster Market	0	Taxable Captured			0	* Please contact Chief Appraiser to obtain estimated recognizable values of property under protest	
Tmb Acres		0.000	Disaster Txbl	0	Tax Captured			0.00		
Annexed	0	0	Disaster Tax	0.00	Chapter 313 Value Limitation			Value		
DeAnnexed	0	0	Disaster Avg %	0.000	I&S Taxable	828,141,728		Value		
			Est Recognizable Txbl	0	M&O Taxable	828,141,728				
			Est Recognizable Tax	0.00	VLA Cap Loss	0				

Sabine County Appraisal District
P. O. Box 137 1920 Worth St.
Hemphill, TX 75948

July 23, 2019

CERTIFICATION OF THE 2019 APPRAISAL ROLL FOR


BROOKELAND INDEPENDENT SCHOOL DISTRICT

I, Cari Papania, Chief Appraiser for the Sabine County Appraisal District do solemnly swear that the figures disclosed below are that portion of the approved and certified appraisal roll of the Sabine County Appraisal District which list property taxable by the Brookeland Independent School District and constitutes the appraisal roll for the Brookeland Independent School District.

2019 Appraisal Roll Information

Total Appraised Value	\$ 64,176,260
Homestead Cap & Productivity Loss	22,191,580
Exemption Deductions	12,811,660
Total Taxable Value	<u>\$ 29,173,020</u>

Cari Papania, Chief Appraiser



TOTALS AFTER

30-BROOKELAND ISD (2020)

Count : 1,121

Market

Improvement	Count	Value	Land	Count	Value	Prod Mkt	Count	Value	Other	Count	Value
Homesite	437	26,927,210	Homesite	771	4,482,780	Agricultural	125	21,051,920	Mineral	38	30,340
Non Homesite	35	659,290	Non Homesite	52	2,711,570	Inventory	0	0	Personal	51	7,253,020
New Homesite	0	0	New Homesite	0	0	Timber	22	1,060,130	New Personal	0	0
New Non Hs	0	0	New Non Hs	0	0						
Impr Market	27,586,500		Land Market	7,194,350		Prod Market	22,112,050		Other	7,283,360	Total Market
											64,176,260

LOSS

Hs Cap Loss	Count	Value	Productivity	Count	Prod Value	Prod Loss
General	95	2,116,990	Agricultural	125	1,930,590	19,121,330
			Inventory	0	0	0
			Timber	22	106,870	953,260
			Timber78	0	0	0
Cap Loss	2,116,990				Prod Loss	20,074,590

Deductions

Homestead	Count	Value	Over 65	Count	Value	Disabled	Count	Value	Assessed
General	55	1,211,010	General	1	10,000	General	0	0	41,984,680
Frozen	86	1,901,520	Frozen	46	433,140	Frozen	15	141,880	
Local	0	0	Local	0	0	Local	0	0	
Local Frozen	0	0	Local Frozen	0	0	Local Frozen	0	0	
Local %	40	695,144							
Local % Fzn	51	950,536							
Total Hs	4,758,210		Total Os	443,140		Total Dis	141,880		

Disabled Veteran	Count	Value	Miscellaneous	Count	Value	Const Exempt	Count	Value	Total Deductions
General	1	12,000	Abatements	0	0	General	35	7,031,510	12,811,660
Frozen	1	5,000	Pollution Control	0	0	Prorated	0	0	
100% Homesite	5	417,570	Freeport	0	0				
			Minimum Value	30	2,350				
			Other	0	0				
Total Dis Vet	434,570		Total Other	2,350		Total Exempt	7,031,510		

Taxable / Tax	New Frozen Taxable	Taxable Frozen	Total Dis	Total Other	Taxable Non Frozen	Total Taxable	Taxable Loss
	0 (+)	2,066,624 (+)	443,140 (+)	2,350 (+)	27,106,396 (=)	29,173,020	736,335
					2020 Rate Per \$100	0.0104	295,741.52

Additional Totals	Count	Value	TIFF	TIFF #1	TIFF	TIFF #2	Value	Certifiable	Value
Subj to Hs	141	9,678,440	Total Taxable	0	0	Total Taxable	0	Market	64,176,260
New Taxable	0	0	Total Tax	0.00	0.00	Total Tax	0.00	Under Protest	0
Legal Acres		31,991,285	Origination Year	0	0	Origination Year	0	% Protested	0%
Ag Acres		0.000	Taxable Base	0	0	Taxable Base	0	Taxable	29,173,020
Inv Acres		0.000	Taxable Captured	0	0	Taxable Captured	0	Tax	295,741.52
Tmb Acres		0.000	Tax Captured	0.00	0.00	Tax Captured	0.00		
Annexed	0	0	Chapter 313 Value Limitation			Value			
DeAnnexed	0	0	I&S Taxable	29,173,020		Value			
			M&O Taxable	29,173,020					
			VLA Cap Loss	0					

Sabine County Appraisal District
P. O. Box 137 1920 Worth St.
Hemphill, TX 75948

July 23, 2019

CERTIFICATION OF THE 2019 APPRAISAL ROLL FOR

SHELBYVILLE INDEPENDENT SCHOOL DISTRICT

I, Cari Papania, Chief Appraiser for the Sabine County Appraisal District do solemnly swear that the figures disclosed below are that portion of the approved and certified appraisal roll of the Sabine County Appraisal District which list property taxable by the Shelbyville Independent School District and constitutes the appraisal roll for the Shelbyville Independent School District.

2019 Appraisal Roll Information

Total Appraised Value	\$ 20,223,040
Homestead Cap & Productivity Loss	14,835,990
Exemption Deductions	574,510
Total Taxable Value	\$ 4,812,540

Cari Papania, Chief Appraiser



TOTALS AFTER

32-SHELBYVILLE ISD (2020)

Market

Improvement	Count	Value	Land	Count	Value	Prod Mkt	Count	Value	Other	Count	Value
Homesite	49	2,314,290	Homesite	38	295,730	Agricultural	51	9,393,490	Mineral	196	186,730
Non Homesite	0	0	Non Homesite	13	365,410	Inventory	0	0	Personal	11	984,380
New Homesite	0	0	New Homesite	0	0	Timber	15	6,683,010	New Personal	0	0
New Non Hs	0	0	New Non Hs	0	0						
Impr Market	2,314,290	(+)	Land Market	661,140	(+)	Prod Market	16,076,500	(+)	Other	1,171,110	(=)
Total Market											20,223,040

Loss

Hs Cap Loss	Count	Value	Productivity	Count	Prod Value	Prod Loss
General	10	299,680	Agricultural	51	786,340	8,607,150
			Inventory	0	0	0
			Timber	15	753,850	5,929,160
			Timber78	0	0	0
Cap Loss	299,680	(+)	Prod Loss	14,536,310	(=)	14,835,990

Deductions

Homestead	Count	Value	Over 65	Count	Value	Disabled	Count	Value	Assessed
General	9	202,910	General	0	0	General	0	0	5,387,050
Frozen	7	144,760	Frozen	5	50,000	Frozen	0	0	
Local	0	0	Local	0	0	Local	0	0	
Local Frozen	0	0	Local Frozen	0	0	Local Frozen	0	0	
Local % Fzn	0	0							
Total Hs	347,670	(+)	Total Os	50,000	(+)	Total Dis	0	0	

Disabled Veteran	Count	Value	Miscellaneous	Count	Value	Const Exempt	Count	Value	Total Deductions
General	1	8,960	Abatelements	0	0	General	5	158,920	574,510
Frozen	0	0	Polution Control	0	0	Prorated	0	0	
100% Homesite	0	0	Freeport	0	0				
			Minimum Value	136	8,960				
			Other	0	0				
Total Dis Vet	8,960	(+)	Total Other	8,960	(+)	Total Exempt	158,920	(=)	

Taxable / Tax	New Frozen Taxable	0	(+)	Taxable Frozen	179,460	(+)	Taxable Non Frozen	4,633,080	(=)	Total Taxable	4,812,540
										Taxable Loss	146,491
										2020 Rate Per \$100	0.011735
										Total Tax	54,756.09

Additional Totals	Miscellaneous	Count	Value	Natural Disaster	Value	TIFF	TIFF #1	TIFF #2	TIFF	Value	Certifiable	Value
Subj to Hs	16	888,870	Jan 1 Market	0	0	Total Taxable	0	0	Total Taxable	0	Market	20,223,040
New Taxable	0	0	Jan 1 Txbl	0	0	Total Tax	0	0.00	Total Tax	0.00	Under Protest	0
Legal Acres		119,494.711	Jan 1 Tax	0.000	0.000	Origination Year	0	0	Origination Year	0	% Protested	0%
Ag Acres		0.000	Disaster Market	0	0	Taxable Base	0	0	Taxable Base	0	Taxable	4,812,540
Inv Acres		0.000	Disaster Txbl	0	0	Taxable Captured	0	0	Taxable Captured	0	Tax	54,756.09
Tmb Acres		0.000	Disaster Tax	0.000	0.000	Tax Captured	0.00	0.00	Tax Captured	0.00		
Annexed	0	0	Disaster Avg %	0.000	0.000							
DeAnnexed	0	0	Est Recognizable Txbl	0	0							
			Est Recognizable Tax	0.000	0.000							
						Chapter 313 Value Limitation						
						I&S Taxable						4,812,540
						M&O Taxable						4,812,540
						VLA Cap Loss						0

Sabine County Appraisal District
P. O. Box 137 1920 Worth St.
Hempill, TX 75948

July 23, 2019

CERTIFICATION OF THE 2019 APPRAISAL ROLL FOR


WEST SABINE INDEPENDENT SCHOOL DISTRICT

I, Cari Papania, Chief Appraiser for the Sabine County Appraisal District do solemnly swear that the figures disclosed below are that portion of the approved and certified appraisal roll of the Sabine County Appraisal District which list property taxable by the West Sabine Independent School District and constitutes the appraisal roll for the West Sabine Independent School District.

2019 Appraisal Roll Information

Total Appraised Value	\$ 320,014,540
Homestead Cap & Productivity Loss	113,410,070
Exemption Deductions	52,496,696
Total Taxable Value	<u>\$ 154,107,774</u>

Cari Papania, Chief Appraiser



TOTALS BEFORE

33-WEST SABINE (2019)

Market

Improvement	Count	Value	Land	Count	Value	Prod Mkt	Count	Value	Other	Count	Value
Homesite	1,559	89,226,120	Homesite	1,750	10,023,250	Agricultural	674	111,194,740	Mineral	0	0
Non Homesite	56	8,931,980	Non Homesite	157	3,392,050	Inventory	0	0	Personal	170	91,354,280
New Homesite	16	1,177,090	New Homesite	0	0	Timber	38	4,715,030	New Personal	0	0
New Non Hs	0	0	New Non Hs	0	0						

Impr Market	Count	Value	Land Market	Count	Value	Prod Market	Count	Value	Other	Count	Value
Impr Market	99,335,190	13,415,300	Land Market	13,415,300	13,415,300	Prod Market	115,909,770	115,909,770	Other	91,354,280	91,354,280

LOSS

Hs Cap Loss	Count	Value	Productivity	Count	Prod Value	Prod Loss
General	318	7,348,160	Agricultural	674	9,568,710	101,626,030
			Inventory	0	0	0
			Timber	38	279,150	4,435,880
			Timber78	0	0	0

Total Loss

Cap Loss	7,348,160	Prod Loss	106,061,910	Total Loss	113,410,070
----------	-----------	-----------	-------------	------------	-------------

Deductions

Over 65	Count	Value	Disabled	Count	Value	Assessed
General	422	9,440,166	General	1	8,760	206,604,470
Frozen	316	7,111,446	Frozen	46	378,610	
Local	0	0	Local	0	0	
Local Frozen	0	0	Local Frozen	0	0	
Local %	323	5,275,302				
Local % Fzn	189	3,217,938				

Disabled Veteran	Count	Value	Miscellaneous	Count	Value	Total Dis
General	12	88,170	Abatements	0	0	387,370
Frozen	15	137,710	Pollution Control	1	5,213,870	
100% Homesite	10	703,660	Freeport	0	0	
			Minimum Value	7	1,830	
			Other	0	0	

Total Dis Vet	929,540	Total Other	5,215,700	Total Exempt	18,953,910	Total Deductions	52,496,696
---------------	---------	-------------	-----------	--------------	------------	------------------	------------

Taxable / Tax

New Frozen Taxable	6,130	(+)	Taxable Frozen	6,590,622	(+)	Taxable Non Frozen	147,511,022	(=)	Total Taxable	154,107,774
New Frozen Tax	78.47	(+)	Tax Frozen	39,453.76	(+)	Tax Non Frozen	1,888,288.32	(=)	Total Tax	1,927,820.55

Additional Totals

Miscellaneous	Count	Value	Natural Disaster	Value	TIFF	TIFF #1	Value	TIFF	Value	TIFF #2	Value	Certifiable	Value
Subj to Hs	738	48,185,370	Jan 1 Market	0	Total Taxable	0	0	Total Taxable	0	0	0	Market	320,014,540
New Taxable	16	997,580	Jan 1 Txbi	0	Total Tax	0	0.00	Total Tax	0.00	0	0.00	Under Protest	0
Legal Acres		62,874,935	Jan 1 Tax	0.00	Origination Year	0	0	Origination Year	0	0	0	% Protested	0%
Ag Acres		0.000	Jan 1 Avg %	0.000	Taxable Base	0	0	Taxable Base	0	0	0	Taxable	154,107,774
Inv Acres		0.000	Disaster Market	0	Taxable Captured	0	0	Taxable Captured	0	0	0	Tax	1,927,820.55
Tmb Acres		0.000	Disaster Txbi	0	Tax Captured	0	0.00	Tax Captured	0.00	0	0.00		
Annexed	0	0	Disaster Tax	0.00									
DeAnnexed	0	0	Disaster Avg %	0.000									
			Est Recognizable Txbi	0									
			Est Recognizable Tax	0.00									

Chapter 313 Value Limitation	Value
I&S Taxable	154,107,774
M&O Taxable	154,107,774
VLA Cap Loss	0

Sabine County Appraisal District
P. O. Box 137 1920 Worth St.
Hemphill, TX 75948

July 23, 2019

CERTIFICATION OF THE 2019 APPRAISAL ROLL FOR


CITY OF PINELAND

I, Cari Papania, Chief Appraiser for the Sabine County Appraisal District do solemnly swear that the figures disclosed below are that portion of the approved and certified appraisal roll of the Sabine County Appraisal District which list property taxable by the City of Pineland and constitutes the appraisal roll for the City of Pineland.

2019 Appraisal Roll Information

Total Appraised Value	\$ 92,273,830
Homestead Cap & Productivity Loss	1,205,030
Exemption Deductions	20,825,480
Total Taxable Value	<u>\$ 70,243,320</u>

Cari Papania, Chief Appraiser



11-PINELAND CTY (2020)

TOTALS AFTER

Market

Improvement	Count	Value	Land	Count	Value	Prod Mkt	Count	Value	Other	Count	Value
Homesite	383	34,525,180	Homesite	434	2,013,830	Agricultural	8	628,770	Mineral	0	0
Non Homesite	36	7,553,500	Non Homesite	73	966,050	Inventory	0	0	Personal	84	46,554,370
New Homesite	0	0	New Homesite	0	0	Timber	1	32,130	New Personal	0	0
New Non Hs	0	0	New Non Hs	0	0						
Impr Market	42,078,680	42,078,680	Land Market	2,979,880	2,979,880	Prod Market	660,900	660,900	Other	46,554,370	(=)
Total Market											92,273,830

Loss

Hs Cap Loss	Count	Value	Productivity	Count	Prod Value	Prod Loss
General	48	591,340	Agricultural	8	44,860	583,910
			Inventory	0	0	0
			Timber	1	2,350	29,780
			Timber78	0	0	0
Cap Loss	591,340	591,340				
Total Loss						1,205,030

Deductions

Homestead	Count	Value	Over 65	Count	Value	Disabled	Count	Value	Assessed
General	0	0	General	0	0	General	0	0	91,068,800
Frozen	0	0	Frozen	0	0	Frozen	0	0	
Local	0	0	Local	71	823,540	Local	0	0	
Local Frozen	0	0	Local Frozen	0	0	Local Frozen	0	0	
Local %	0	0							
Local % Fzn	0	0							
Total Hs	0	0	Total Os	823,540	823,540	Total Dis	0	0	

Disabled Veteran	Count	Value	Miscellaneous	Count	Value	Const Exempt	Count	Value	Total Deductions
General	10	111,000	Abatements	0	0	General	61	14,606,040	20,825,480
Frozen	0	0	Pollution Control	1	5,213,870	Prorated	0	0	
100% Homesite	2	70,250	Freeport	0	0				
			Minimum Value	4	780				
			Other	0	0				
Total Dis Vet	181,250	181,250	Total Other	5,214,650	5,214,650	Total Exempt	14,606,040	14,606,040	(=)

Taxable / Tax

New Frozen Taxable	Count	Value	Taxable Frozen	Count	Value	Taxable Non Frozen	Count	Value	Total Taxable	Taxable Loss
	0	0		0	0		0	0	70,243,320	-30
New Frozen Tax	0.00	0.00	Tax Frozen	0.00	0.00	Tax Non Frozen	272,749.31	272,749.31	272,749.31	0.00388292

Additional Totals

Miscellaneous	Count	Value	Natural Disaster	Value	TIFF	TIFF #1	Value	TIFF	TIFF #2	Value	Certifiable	Value
Subj to Hs	189	11,157,850	Jan 1 Market	0	0	Total Taxable	0	0	0	0	Market	92,273,830
New Taxable	0	0	Jan 1 Txbl	0	0	Total Tax	0	0	0	0	Under Protest	0
Legal Acres			Jan 1 Tax	0.00	0.00	Origination Year	0	0	0	0	% Protested	0%
Ag Acres		922,330	Jan 1 Avg %	0.000	0.000	Taxable Base	0	0	0	0	Taxable	70,243,320
Inv Acres		0.000	Disaster Market	0	0	Taxable Captured	0	0	0	0	Tax	272,749.31
Tmb Acres		0.000	Disaster Txbl	0	0	Tax Captured	0.00	0.00	0.00	0.00		
Annexed	0	0	Disaster Tax	0.00	0.00							
DeAnnexed	0	0	Disaster Avg %	0.000	0.000							
			Est Recognizable Txbl	0	0							
			Est Recognizable Tax	0.00	0.00							
						Chapter 313 Value Limitation						
						I&S Taxable	70,243,320					
						M&O Taxable	70,243,320					
						VLA Cap Loss	0					

Sabine County Appraisal District
P. O. Box 137 1920 Worth St.
Hemphill, TX 75948

July 23, 2019

CERTIFICATION OF THE 2019 APPRAISAL ROLL FOR

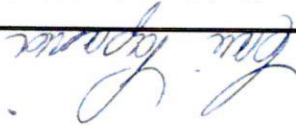
CITY OF HEMPHILL

I, Cari Papania, Chief Appraiser for the Sabine County Appraisal District do solemnly swear that the figures disclosed below are that portion of the approved and certified appraisal roll of the Sabine County Appraisal District which list property taxable by the City of Hemphill and constitutes the appraisal roll for the City of Hemphill.

2019 Appraisal Roll Information

Total Appraised Value	\$ 73,225,531
Homestead Cap & Productivity Loss	4,907,060
Exemption Deductions	13,056,430
Total Taxable Value	<u>\$ 55,262,041</u>

Cari Papania, Chief Appraiser



TOTALS AFTER

10-CITY OF HEMPHILL (2020)

Count : 1,124

Market

Improvement	Count	Value	Land	Count	Value	Prod Mkt	Count	Value	Other	Count	Value
Homestead	657	48,706,908	Homestead	741	5,144,290	Agricultural	23	1,101,760	Mineral	0	0
Non Homestead	68	9,607,963	Non Homestead	115	2,019,590	Inventory	0	0	Personal	150	6,333,290
New Homestead	0	0	New Homestead	0	0	Timber	11	311,730	New Personal	0	0
New Non Hs	0	0	New Non Hs	0	0						
Impr Market	725	58,314,871	(+)	741	7,163,880	(+)	34	1,413,490	(+)	150	6,333,290
Land Market										Other	(=)
Total Market											73,225,531

Loss

Hs Cap Loss	Count	Value	Productivity	Count	Prod Value	Prod Loss
General	153	3,567,300	Agricultural	23	61,380	1,040,380
			Inventory	0	0	0
			Timber	11	12,350	299,380
			Timber78	0	0	0
Cap Loss	153	3,567,300	(+)	34	73,730	(=)
Prod Loss						4,907,060

Deductions

Homestead	Count	Value	Over 65	Count	Value	Disabled	Count	Value	Assessed
General	0	0	General	0	0	General	0	0	68,318,471
Frozen	0	0	Frozen	0	0	Frozen	0	0	
Local	0	0	Local	0	0	Local	0	0	
Local Frozen	0	0	Local Frozen	0	0	Local Frozen	0	0	
Local %	0	0							
Local % Fzn	0	0							
Total Hs	0	0	Total Os	0	0	Total Dis	0	0	

Disabled Veteran	Count	Value	Miscellaneous	Count	Value	Const Exempt	Count	Value	Total Deductions
General	8	75,500	Abatements	0	0	General	99	12,863,720	13,056,430
Frozen	0	0	Pollution Control	0	0	Prorated	0	0	
100% Homestead	1	114,650	Freeport	0	0				
			Minimum Value	11	2,560				
			Other	0	0				
Total Dis Vet	9	190,150	Total Other	11	2,560	Total Exempt	99	12,863,720	
Taxable / Tax	0	(+)	Taxable Frozen	0	(+)	Taxable Non Frozen	55,262,041	(=)	55,262,041

New Frozen Taxable	Count	Value	Tax Frozen	Count	Value	2020 Rate Per \$100
	0	0		0	0	0.00
New Frozen Tax	0	(+)	Tax Non Frozen	0	(=)	0.00
Total Taxable	0	(+)	Total Tax	0	(=)	0.00

Additional Totals	Count	Value	TIFF #1	Value	TIFF #2	Value	Certifiable	Value
Miscellaneous	256	17,615,550	Total Taxable	0	Total Taxable	0	Market	73,225,531
Subj to Hs	0	0	Total Tax	0.00	Total Tax	0.00	Under Protest	0
New Taxable	0	0	Origination Year	0	Origination Year	0	% Protested	0%
Legal Acres	1,369,210	0.000	Taxable Base	0	Taxable Base	0	Taxable	55,262,041
Ag Acres	0.000	0.000	Taxable Captured	0	Taxable Captured	0	Tax	0.00
Inv Acres	0.000	0.000	Tax Captured	0.00	Tax Captured	0.00		
Tmb Acres	0.000	0.000						
Annexed	0	0	Chapter 313 Value Limitation	Value				
DeAnnexed	0	0	I&S Taxable	55,262,041				
			M&O Taxable	0				
			VLA Cap Loss	0				